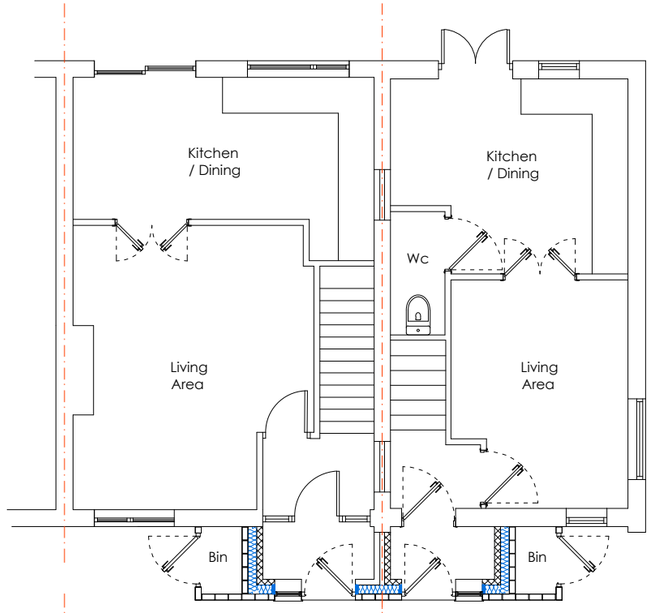

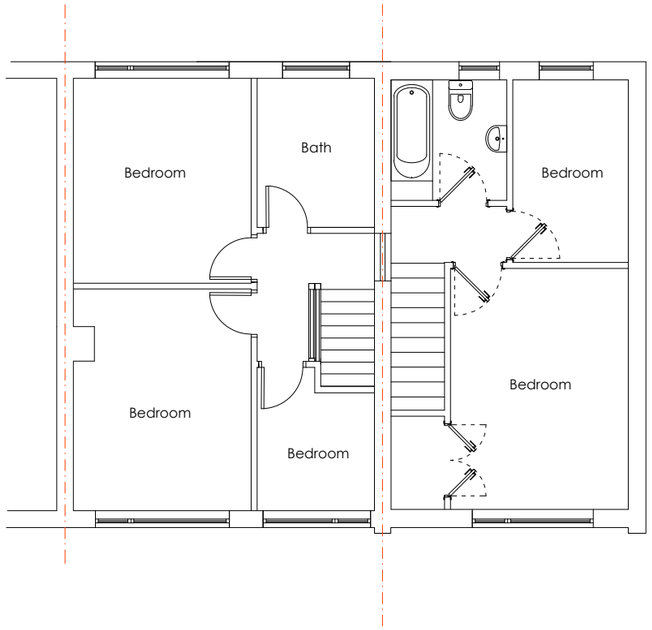

Rear Elevation as Proposed

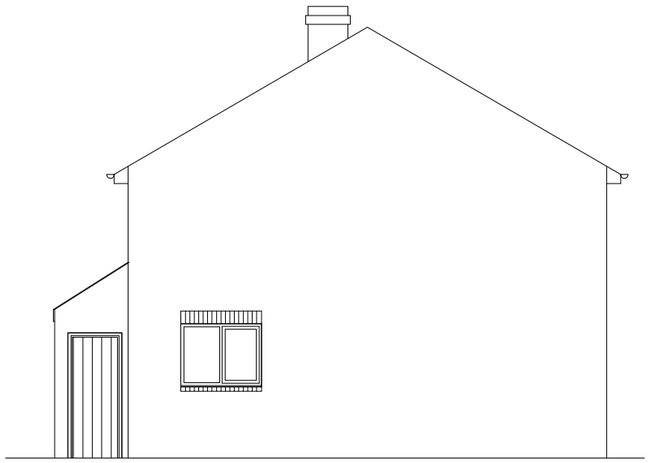

Gable Elevation as Proposed

Rear Elevation as Proposed

Proposed Materials (Entrance Porch)

Walls - Facing brickwork to match ex
Roof - Brown profiled concrete tiles to match ex
Windows and Doors - White uPVC to match ex
Painted timber to bin store
Boundary Fence - 1.8m high close boarded timber

N O T E S :

DO NOT SCALE FROM THIS DRAWING.

1. This drawing is copyright of WardmanBrown. WardmanBrown is a trading name of Wardmans Architectural Services Limited.
2. All dimensions to be verified on site prior to any shop or site works being commenced.
3. Any discrepencies to be reported to the Designer BEFORE any work is put in hand.
4. This drawing must be read in conjunction with relevant consultants and specialists drawings.
5. This drawing must be read in conjunction with the drawings specified.

CDM 2015 - (Refer to Project Health & Safety Information)

HAZARDS

1. Live services adjacent/on site.
2. Excavations - Ground Collapse
3. Handling major components
4. Working at height - Falling
5. Machinery & Equipment
6. Ensure all blockwork has a minimum crushing strength of 3.5N/mm²
7. The weight of each block must not exceed 20Kg

REV	DATE	DETAILS
A	Oct 2018	Material notes added

REVISIONS:

Wardman Brown
113 Stanhope Road South
Darlington, DL3 7SF
Tel: 01325 460227
info@wardmanbrown.com
www.wardmanbrown.com
Chartered Institute of Architectural Technologists Registered Practice

CLIENT:
DKS NE Ltd

PROJECT:
2 Lingfield Drive, Eaglescliffe, TS16 0NX

DRAWING TITLE:
Plans and Elevations as Proposed

PURPOSE OF ISSUE:
PLANNING DRAWING

SCALE: 1:100 @ A3

DATE: Sept 2018 | DRAWN: .CB. | DRG REVISION:

DRAWING NO: L017053-203 | A